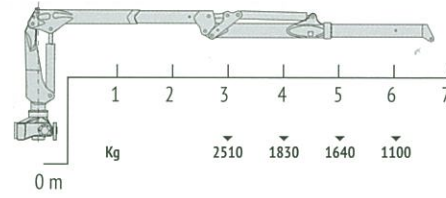


# LOADING DIAGRAMS DIAGRAMMI DI SOLLEVAMENTO

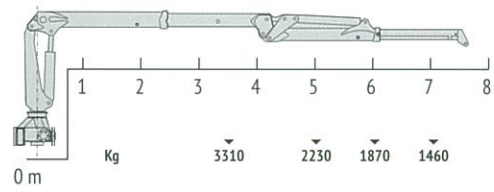
**M 8 R**



11.67

11.67

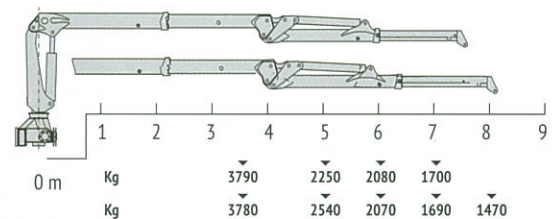
**M 10 R**



11.77

11.77

**M 12 R**



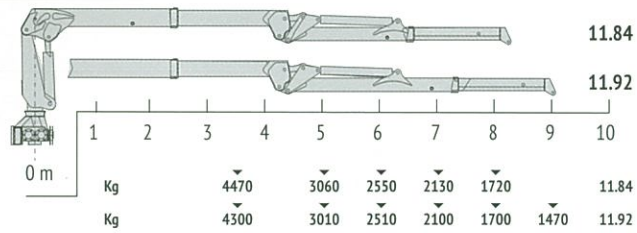
11.77

11.81

11.77

11.81

**M 15 R**



11.84

11.92

11.84

11.92

